

Biodiversity Assessment & Approval Pathways for non-IDA Councils

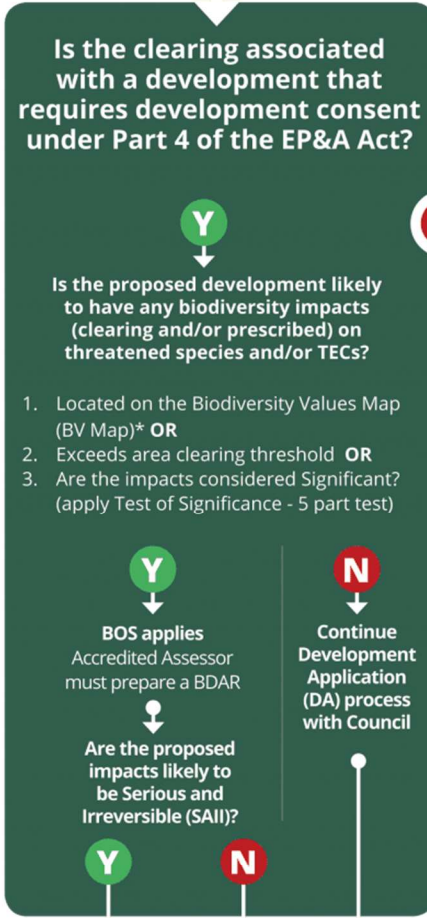


Native vegetation

Note: Native vegetation is defined under Part 5A, Division 1 Section S60B of the LLS Act

Non-native vegetation

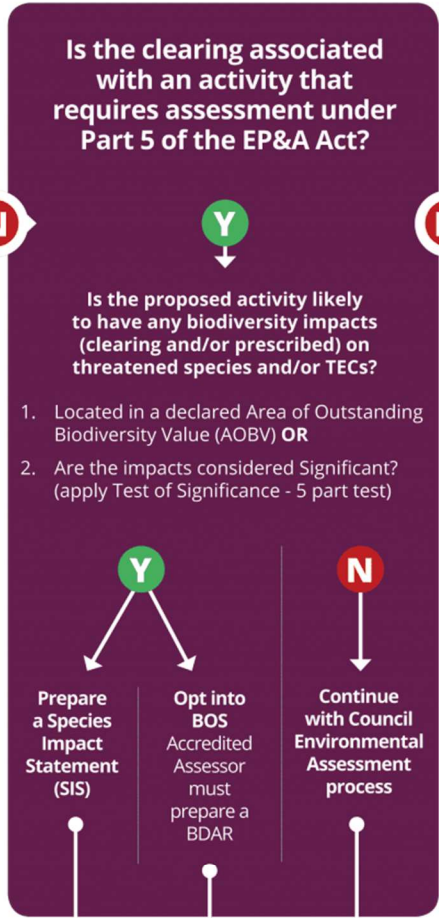
PART 4 LOCAL DEVELOPMENT PATHWAY



DA can NOT be approved
Council MUST refuse the DA

DA requires Council approval **
Where the BOS applies, discounted offsets require OEH concurrence

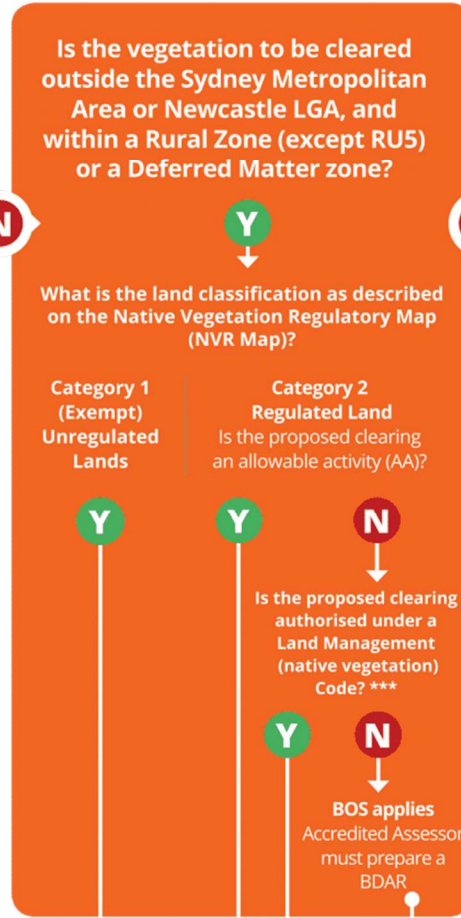
PART 5 ACTIVITY / ISEPP PATHWAY



Activity requires OEH concurrence prior to Council approval **

Activity requires Council approval **
Where the BOS applies, discounted offsets require OEH concurrence

LLS ACT PATHWAY

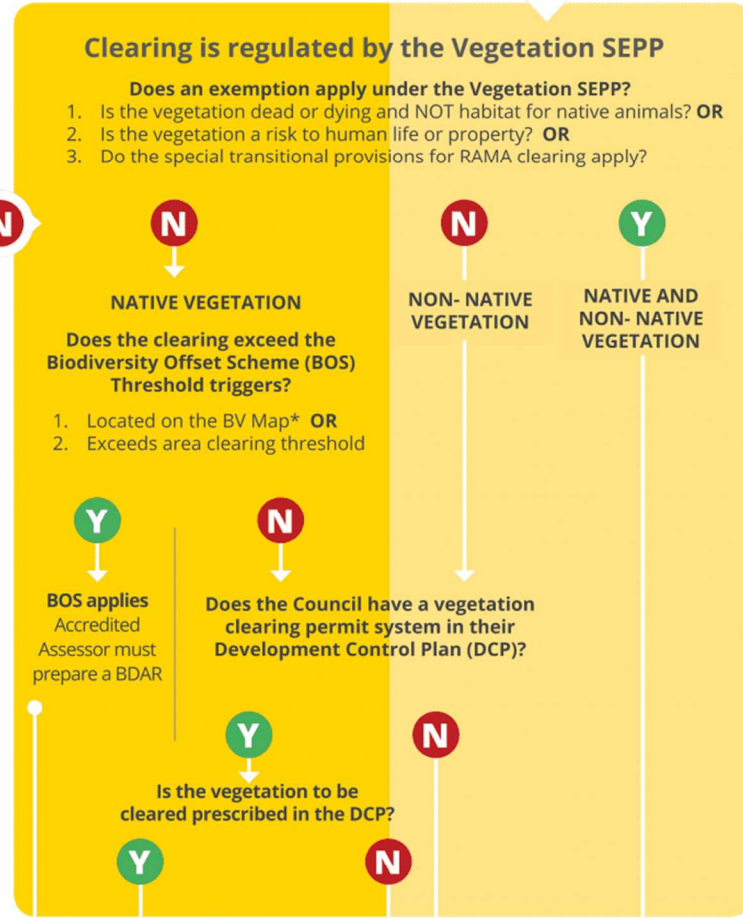


Clearing is permitted under the LLS Act **
A Biodiversity Conservation (BC) licence may be required

Clearing is permitted and must be undertaken in accordance with AA or code requirements **

Clearing requires approval from the Native Vegetation Panel (NVP)

VEGETATION SEPP PATHWAY



A clearing permit is required from Council

Clearing does not require authorisation by Vegetation SEPP **
A BC licence may be required

Clearing does not require authorisation by Vegetation SEPP if Council or NVP is satisfied that this exemption applies **
A BC licence may be required

*Note: Prescribed Impacts including non-native vegetation on the BV Map will trigger the BOS

**Note: Other legislative requirements must be considered

***Note: Clearing of non-native vegetation on Category 2 Vulnerable Lands is regulated by the LLS Act